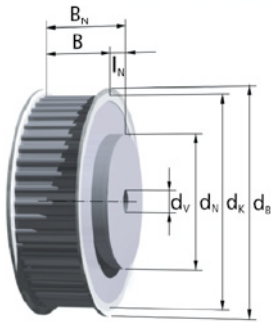
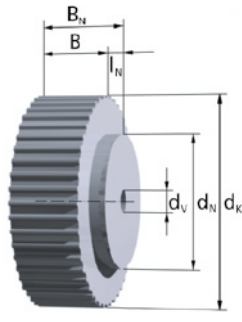


# Timing pulleys T-Profile

## T 10

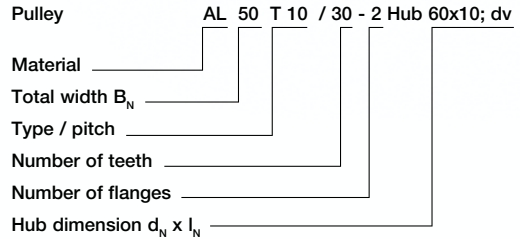


Stock pulleys up to z = 40 with flanges



Stock pulleys over z = 48 without flanges

**Order example:**



Note for part code:

dv = Diameter pre-drilled.

Refer to page 14 for further ordering information.

Belt width	b [mm]	10	16	25	32*	50*
Pulley width	B [mm]	16	21	30	40	56
Total width	B <sub>N</sub> [mm]	26	31	40	50	66

**Materials:**

Pulley: AlCu4MgSi, RoHS-conformant  
 Flange: Galvanized steel

**Stock-Pulleys with Standard dimensions are marked in blue (\* over z = 18).**

In-between widths and larger widths as well as other hub dimensions are available.

- z = Number of teeth
- d<sub>k</sub> = Outside diameter
- d<sub>0</sub> = Pitch circle diameter
- d<sub>B</sub> = Flange diameter
- d<sub>N</sub> = Hub diameter

- l<sub>N</sub> = Hub length
- d<sub>v</sub> = Pre-bore diameter
- d<sub>max</sub> = max. bore diameter without keyway for flanged timing pulleys; no hub at maximum pre-bore

z	Hub			Bore		
	d <sub>k</sub> [mm]	d <sub>0</sub> [mm]	d <sub>B</sub> [mm]	d <sub>N</sub> x l <sub>N</sub> [mm]	d <sub>v</sub> [mm]	d <sub>max</sub> [mm]
12	36,35	38,20	42	28x10	6H7	24
13	39,55	41,38	45	28x10	6H7	26
14	42,70	44,56	48	32x10	8H7	30
15	45,90	47,75	52	32x10	8H7	34
16	49,10	50,93	55	35x10	8H7	36
17	52,25	54,11	58	35x10	8H7	40
18	55,45	57,30	61	40x10	10H7	44
19	58,65	60,48	64	44x10	10H7	46

z	Hub			Bore		
	d <sub>k</sub> [mm]	d <sub>0</sub> [mm]	d <sub>B</sub> [mm]	d <sub>N</sub> x l <sub>N</sub> [mm]	d <sub>v</sub> [mm]	d <sub>max</sub> [mm]
20	61,80	63,66	68	46x10	12H7	50
21	65,00	66,85	72	46x10	12H7	52
22	68,20	70,03	74	50x10	12H7	56
23	71,35	73,21	76	50x10	12H7	60
24	74,55	76,39	80	58x10	12H7	62
25	77,75	79,58	84	60x10	12H7	66
26	80,90	82,76	86	60x10	12H7	68
27	84,10	85,94	90	60x10	12H7	72
28	87,25	89,13	93	60x10	12H7	76
29	90,45	92,31	96	60x10	12H7	78
30	93,65	95,49	99	60x10	12H7	82
31	96,80	98,68	102	60x10	12H7	84
32	100,00	101,86	106	65x10	12H7	88
33	103,20	105,04	109	65x10	12H7	88
34	106,35	108,23	112	65x10	12H7	92

## T 10

z	Hub			Bore		
	d <sub>K</sub> [mm]	d <sub>0</sub> [mm]	d <sub>B</sub> [mm]	d <sub>N</sub> x l <sub>N</sub> [mm]	d <sub>V</sub> [mm]	d <sub>max</sub> [mm]
35	109,55	111,41	115	65x10	16H7	96
36	112,75	114,59	118	70x10	16H7	98
37	115,90	117,77	121	70x10	16H7	101
38	119,10	120,96	125	70x10	16H7	104
39	122,30	124,14	128	70x10	16H7	106
40	125,45	127,32	131	80x10	16H7	110
41	128,65	130,51	134	80x10	16H7	110
42	131,85	133,69	137	80x10	16H7	112
43	135,00	136,87	140	80x10	16H7	114
44	138,20	140,06	144	90x10	16H7	118
45	141,40	143,24	147	90x10	16H7	120
46	144,50	146,42	150	90x10	16H7	122
47	147,75	149,61	153	90x10	16H7	122
48	150,95	152,79	156	95x10	16H7	124
49	154,10	155,97	160	95x10	16H7	126
50	157,30	159,15	163	95x10	16H7	130
51	160,50	162,34	166	95x10	16H7	134
52	163,65	165,52	169	95x10	16H7	136
53	166,85	168,70	172	95x10	16H7	140
54	170,05	171,89	176	110x10	16H7	144
55	173,20	175,07	179	110x10	16H7	146
56	176,40	178,25	182	110x10	16H7	150
57	179,60	181,44	185	110x10	16H7	152
58	182,75	184,62	188	110x10	16H7	156
59	185,95	187,80	191	110x10	16H7	160
60	189,15	190,99	195	110x10	16H7	162
61	192,30	194,17	198	110x10	16H7	164
62	195,50	197,35	201	110x10	16H7	166
63	198,70	200,54	204	140x10	16H7	170
64	201,85	203,72	207	140x10	16H7	171
65	205,05	206,90	210	140x10	16H7	174
66	208,25	210,08	214	140x10	16H7	175
67	211,40	213,27	217	140x10	16H7	177
68	214,60	216,45	220	140x10	16H7	181
69	217,80	219,63	223	140x10	16H7	185
70	220,95	222,82	226	140x10	16H7	187
71	224,15	226,00	230	140x10	16H7	191
72	227,35	229,18	233	140x10	16H7	193
73	230,50	232,37	236	140x10	20H7	197
74	233,70	235,55	239	140x10	20H7	201

z	Hub			Bore		
	d <sub>K</sub> [mm]	d <sub>0</sub> [mm]	d <sub>B</sub> [mm]	d <sub>N</sub> x l <sub>N</sub> [mm]	d <sub>V</sub> [mm]	d <sub>max</sub> [mm]
75	236,90	238,73	242	140x10	20H7	203
76	240,05	241,92	246	140x10	20H7	207
77	243,25	245,10	249	160x10	20H7	209
78	246,40	248,28	252	160x10	20H7	213
79	249,60	251,46	255	160x10	20H7	215
80	252,80	254,65	258	160x10	20H7	219
81	255,95	257,83	262	160x10	20H7	223
82	259,15	261,01	265	160x10	20H7	225
83	262,35	264,20	268	160x10	20H7	229
84	265,50	267,38	271	160x10	20H7	231
85	268,70	270,56	274	160x10	20H7	235
86	271,90	273,75	277	160x10	20H7	239
87	275,05	276,93	281	160x10	20H7	241
88	278,25	280,11	284	160x10	20H7	245
89	281,45	283,30	287	160x10	20H7	247
90	284,60	286,48	290	160x10	20H7	251
91	287,80	289,66	293	160x10	20H7	255
92	291,00	292,85	296	160x10	20H7	257
93	294,15	296,03	299	160x10	20H7	261
94	297,35	299,21	302	160x10	20H7	263
95	300,55	302,39	306	160x10	24H7	267
96	303,70	305,58	310	180x10	24H7	269
97	306,90	308,76	312	180x10	24H7	273
98	310,10	311,94	315	180x10	24H7	279
99	313,25	315,13	318	180x10	24H7	283
100	316,45	318,31	322	180x10	24H7	285
101	319,65	321,49	325	180x10	24H7	289
102	322,80	324,68	329	180x10	24H7	293
103	326,00	327,86	332	180x10	24H7	295
104	329,20	331,04	335	180x10	24H7	299
105	332,35	334,23	338	180x10	24H7	301
106	335,55	337,41	341	180x10	24H7	305
107	338,75	340,59	344	180x10	24H7	309
108	341,90	343,77	348	180x10	24H7	311
109	345,10	346,96	351	180x10	24H7	315
110	348,30	350,14	354	180x10	24H7	317
111	351,45	353,32	357	180x10	24H7	321
112	354,65	356,51	360	180x10	24H7	323
113	357,85	359,69	363	180x10	24H7	327
114	361,00	362,87	367	180x10	24H7	330