

ODP-2-62022-3KF42-MN

Optidrive P2 VFD Datasheet

22 kW, 90 A, 200-240 V, 3PH

IP20 Variable Frequency Drive with EMC Filter and TFT Display



Input Ratings

Supply Voltage	200-240 V
Input Phases	3
Supply Current Continuous	80.6 A
Supply Fuse or MCB (Type B)	100 A

Output Ratings

Motor Output Rating	22 kW (30 HP)
Output Voltage	0 – Supply Voltage
Output Current	90 A

Cable Information

Max Supply Cable Size	150 mm ² (0.23 sq in)
Max Motor Cable Size	150 mm ² (0.23 sq in)
Max Motor Cable Length	100 m (328 ft)

Factory Build Options

EMC Filter	Internal EMC
Brake Transistor	Internal
Enclosure	IP20
Display	TFT Display
PCB Coating	Standard


Dimensions

Size	6A
Height	614 mm (24.17 in)
Width	286 mm (11.26 in)
Depth	320 mm (12.6 in)
Weight	32 kg (70.55 lbs)
Fixings	-

Packaged Dimensions

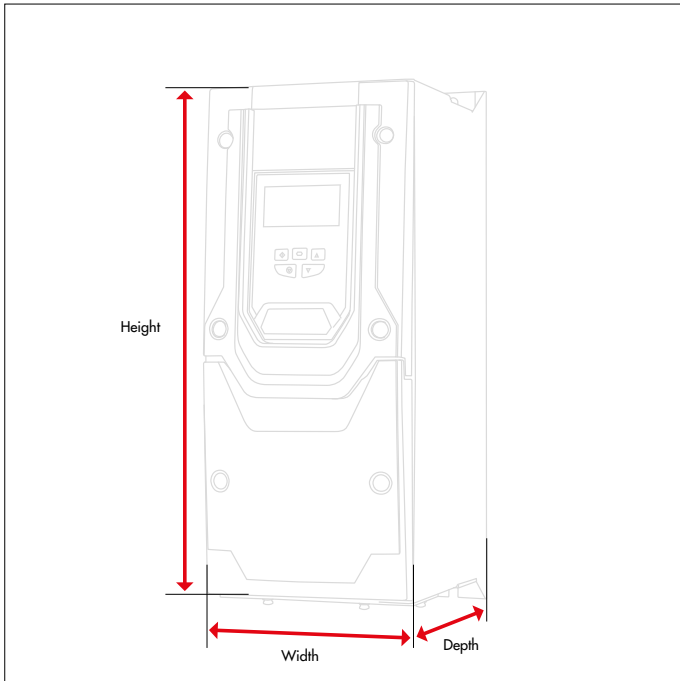
Height	380 mm (14.96 in)
Width	375 mm (14.76 in)
Depth	780 mm (30.71 in)
Weight	35 kg (77.16 lbs)



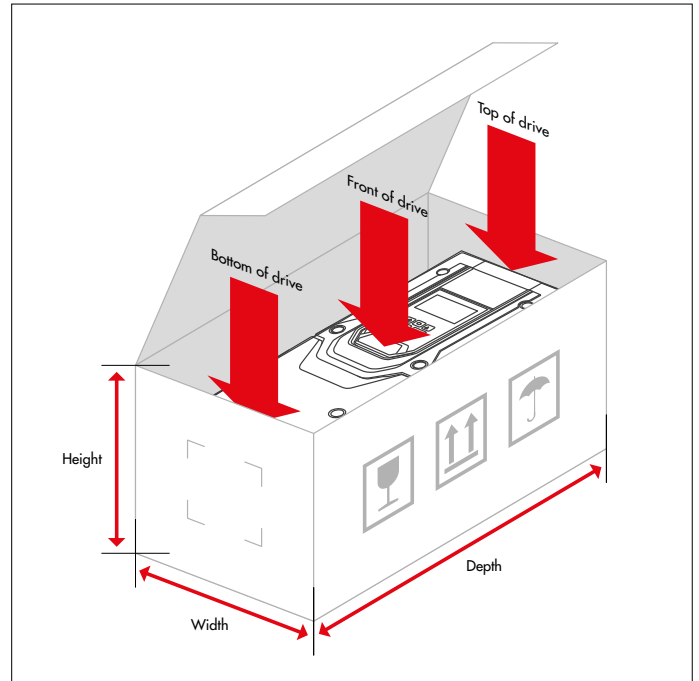
 **Buy this drive or get more information**
Find your local sales partner on
invertekdrives.com

 **Invertex**
Drives.com

How we measure our drives and packaging



Drive Dimensions



Packaging Dimensions



Buy this drive or get more information

Find your local sales partner on
invertekdrives.com

